

MyFolio Managed V Universal Strategic Lifestyle Profile

This investment's risk starts as:



This means:

- you're very comfortable taking some risk
- there's the potential for high long-term returns
- the value is likely to change very frequently and significantly

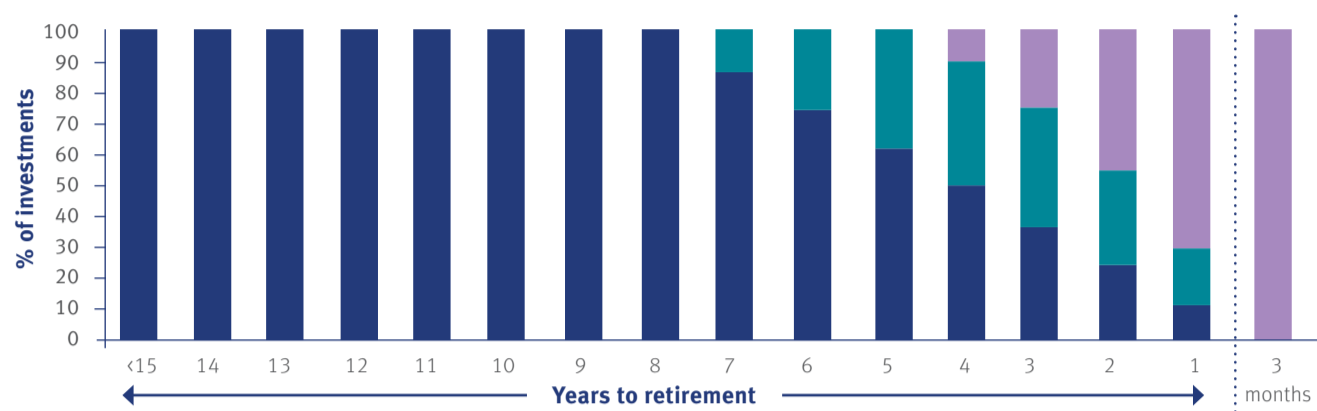
Please remember, the value of investments can go down as well as up, and may be worth less than what was paid in.

[Assess your attitude to risk](#)

We reduce your risk towards retirement

You're in a lifestyle profile. In a nutshell, as you get closer to retirement, we'll automatically move your money into funds that are usually lower risk and are designed to get your investments to where they need to be when you retire.

MyFolio Managed V Universal Strategic Lifestyle Profile (USMG)



Total annual fund charge

Growth fund	1.43%
Fund moving from growth to lower risk	1.30%
Lower risk fund	1.23%

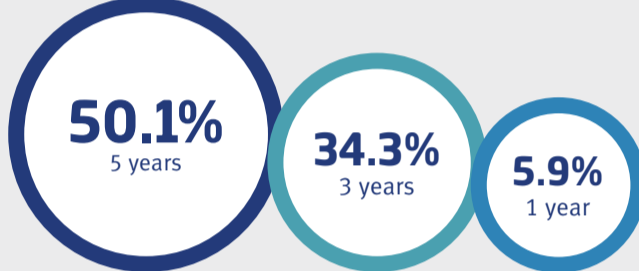
Charges are not guaranteed and may change in the future. Please note that a rebate may apply. See our [guide](#) for more details.

[Learn about lifestyle profiles](#)

[View your pension value](#)

This investment has grown by:

Here's how the growth fund in your lifestyle profile, the MyFolio Managed V Pension Fund, performed over the past five years. If you had invested £1,000 on 30 September 2013, it would be worth £1,501 at 30 September 2018.



[See how your pension's grown](#)

Performance over 5 years



The chart above shows performance over the full five years. The table below shows individual 12-month periods.

Year to 30/09/14	Year to 30/09/15	Year to 30/09/16	Year to 30/09/17	Year to 30/09/18
8.4%	3.0%	14.4%	10.8%	5.9%

[Look at how it compares](#)

Past performance is not a guide to future performance.

It invests globally

Investments are affected in different ways by different factors. What's positive for one investment can be negative for another, and when one rises, another can fall.



Country-specific investments

UK	23.7%
North America	24.8%
Europe	10.7%
Japan	8.6%
Asia ex Japan	5.6%

Non-country-specific investments

Emerging markets	6.7%
Money market instruments	1.2%
Specialist & other	18.7%

This map is a broad graphical representation of regional exposures of the growth fund – the MyFolio Managed V Pension Fund. It doesn't show the detailed holdings of the fund. Source: Standard Life as at 30 September 2018. Figures may not add up to 100 due to rounding.

How diversified are my investments?

Your diversification rating is 5, so your investments are spread across a range of investment types and countries.



Source: Standard Life

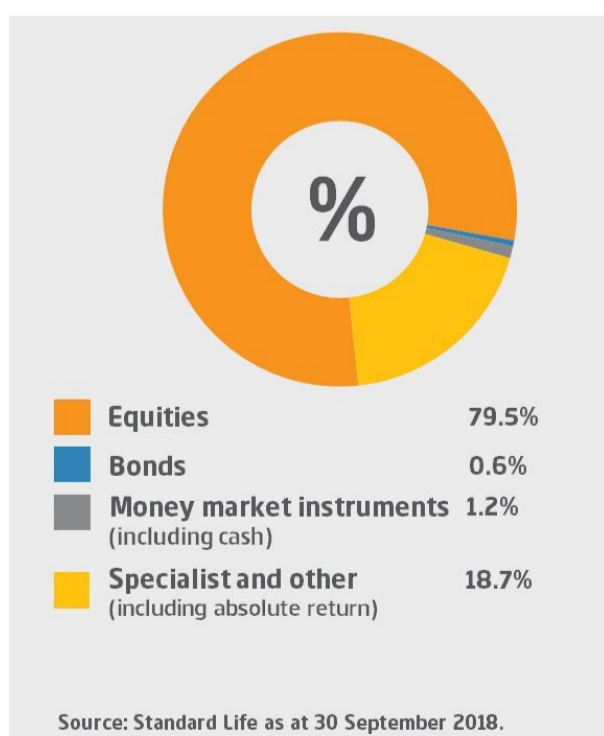
Why can diversification be a good thing?

Having a mix of investments across different geographical locations and investment types can help to smooth returns, meaning the value should be less likely to change dramatically than if you were invested in a single location or type of investment.

However, if you're planning to access your pension savings soon, being diversified may not be a good thing, depending on how you plan to take your money.

What types of investments am I in?

As well as investing globally, the growth fund includes a range of investment types.



Source: Standard Life as at 30 September 2018.

[Learn about investment types](#)

Here's what you can do now

- [View your pension value](#)
- [Pay more into your pension](#)
- [Look at how it compares](#)
- [Login to online servicing](#)
- [See how your pension's grown](#)