

# Passive Core Universal Strategic Lifestyle Profile

## This investment has a volatility rating of 5



### Typically this means:

Higher volatility ratings have greater potential for higher investment returns over the long run. But, higher volatility funds are also more likely to suddenly fall or rise in value. Volatility is just one type of investment risk that you should consider when making investment decisions.

Please remember, the value of investments can go down as well as up, and may be worth less than what was paid in.

[Assess your attitude to risk](#)

## We reduce your risk towards retirement

You're in a lifestyle profile. In a nutshell, as you get closer to retirement, we'll automatically move your money into funds that are usually lower risk and are designed to get your investments to where they need to be when you retire.

### Passive Core Universal Strategic Lifestyle Profile (PCUP)



### Total annual fund charge (AMC + Additional Expenses)

- Growth fund **0.96%**
- Fund moving from growth to lower risk **0.96%**
- Lower risk fund **0.97%**

Charges are not guaranteed and may change in the future. Please note that a rebate may apply. See our **guide** for more details.

[Learn about lifestyle profiles](#)

[View your pension value](#)

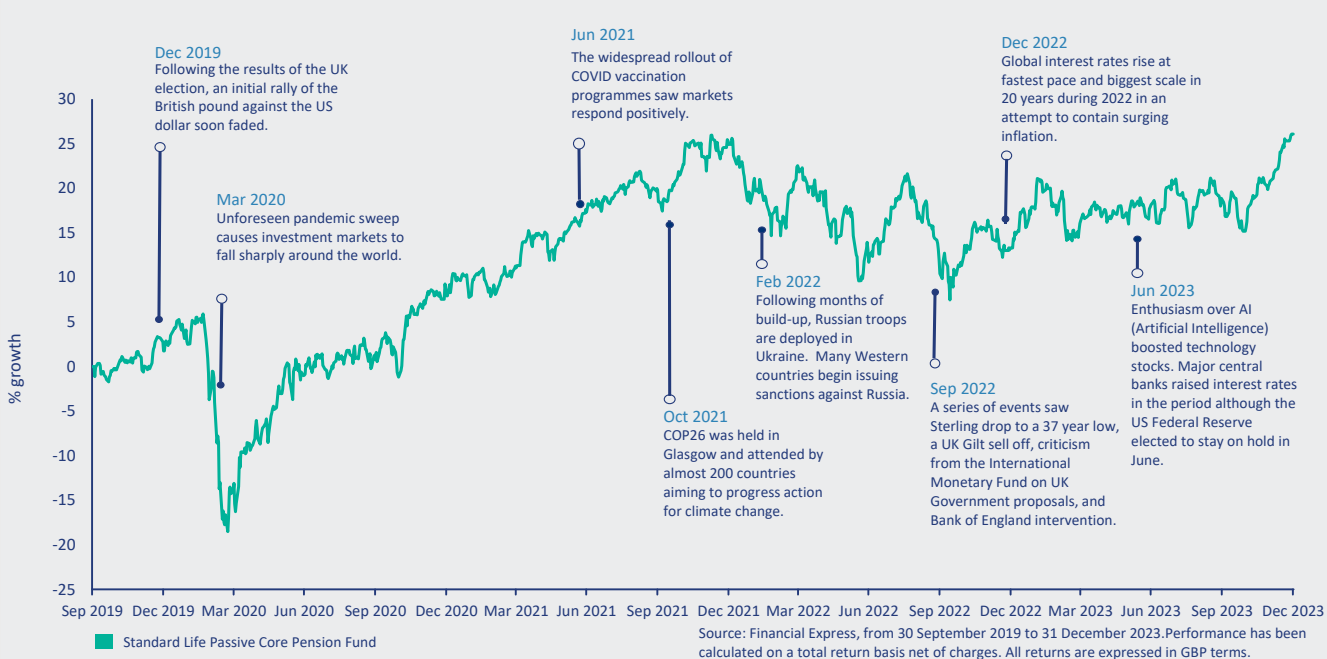
## This investment has grown by:



Here's how the growth fund in your lifestyle profile, the Passive Core Pension Fund, has performed over the past three years (figures quoted are calculated over the stated period on a bid to bid basis).

[See how your pension's grown](#)

### Performance since inception



The chart above shows performance since inception. The table below shows individual 12-month periods.

Year-on-year performance				
Year to 31/12/19	Year to 31/12/20	Year to 31/12/21	Year to 31/12/22	Year to 31/12/23
-	6.1%	15.7%	-9.3%	11.3%

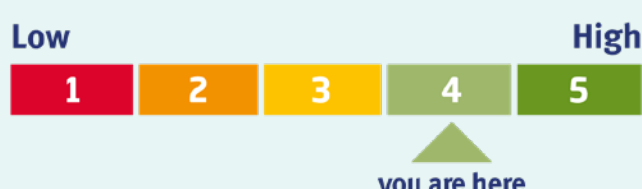
[Look at how it compares](#)

Past performance is not a guide to future performance.

## It has a mix of investments

Investments are affected in different ways by different factors. What's positive for one investment can be negative for another, and when one rises, another can fall.

### This fund's diversification rating is 4



Source: Standard Life

The fund's diversification rating is 4, so your investments are quite well spread across a range of investment types and countries.

### Why can diversification be a good thing?

Having a mix of investments across different geographical locations and investment types can help to smooth returns, meaning the value should be less likely to change dramatically than if you were invested in a single location or type of investment.

However, if you're planning to access your pension savings soon, being diversified may not be a good thing, depending on how you plan to take your money.

### It invests globally

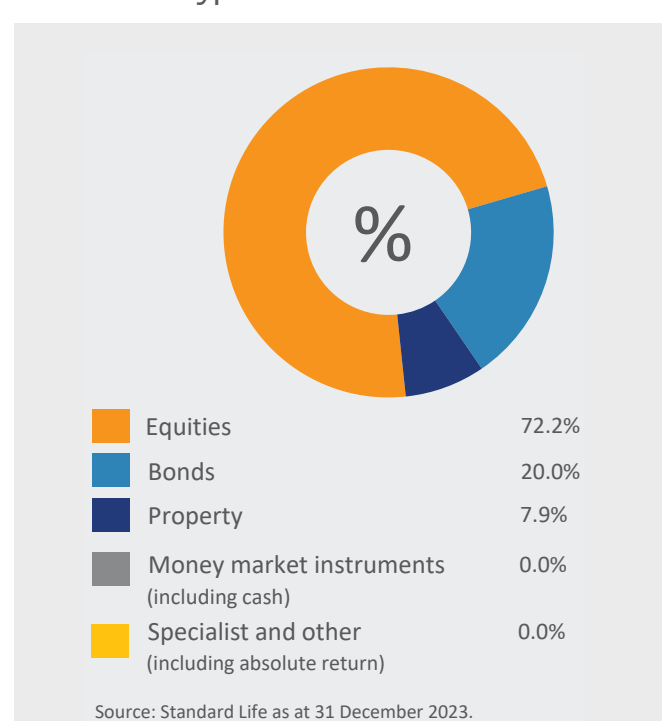


UK	24.4%
North America	35.3%
Europe	8.8%
Japan	4.7%
Asia ex Japan	4.1%
Emerging markets	5.0%
Money market instruments	0.0%
Global	17.9%

This map is a graphical representation of regional exposures of the growth fund, the Passive Core Pension Fund. It doesn't show the detailed holdings of the fund. Source: Standard Life as at 31 December 2023. Figures may not add to 100 due to rounding.

### What types of investment am I in?

This fund invests mainly in equities across the globe but does include some other investment types.



[Learn about investment types](#)

## Here's what you can do now

- [View your pension value](#)
- [Pay more into your pension](#)
- [Look at how it compares](#)
- [Login to online servicing](#)
- [See how your pension's doing](#)